


# chicago folk service

complete communion celebration

by Art Gorman



# THE CHICAGO FOLK SERVICE

OF GRACE CHURCH (L.C.A.), CHICAGO, ILLINOIS

Music By Art Gorman

Parts to be sung and spoken by the congregation are indicated by capital letters.

## THE ENTRANCE RITE

### ENTRANCE SONGS

### Greeting

Flute

Guitar

Piano

The Lord be with you.            AND WITH YOU, TOO.

Leader: (The leader announces the Day or the theme of the celebration.) Let us pray.

(A silence is kept for individual prayer.)

THE PRAYER FOR THE DAY

ALL: AMEN.

# Song of Praise

Text adapted by Leland Beckes

Flute

Guitar

Piano

GLORY BE TO GOD ON HIGH, PRAISE TO YOU MOST HOLY!

O LORD GOD, HEAVEN-LY KING, GOD THE FATHER ALMIGHTY!

2a

/Am/ /Em/ Dm G C /Am/

O LORD GOD, LAMB OF GOD, ON - LY SON OF THE FA - THER: CHRIST WHO TAKES A -

2a

2b 3

/Em/ Dm G C Em

WAY OUR SIN, HAVE MERCY UP - ON US. FOR YOU ON - LY LORD, O CHRIST,

2b 3

Dm G C Em Dm G

WITH THE HO - LY SPIR - IT, ARE MOST HIGH IN THE GLO - RY OF \_GOD THE

FA - THER. GLO-RYBE TO GOD ON HIGH! A - - - - - MEN.

Chords: C, A, Dm, G, C

## THE SERVICE OF HEARERS

### READING FROM THE OLD TESTAMENT

(Following the reading, a psalm or hymn may be sung.)

### READING FROM A LETTER OF AN APOSTLE

## Al-le-lu-le, Alleluia

Play one G chord as an introduction for pitch.

Flute

Guitar

Piano

SING PRAISE TO THE LORD, ALL THE EARTH! AL-LE - LU - LE, AL-LE-LU - IA!

Chords: G, C, G, C, G, D7, G

fine

PLAY MUSIC TO PRAISE HIS NAME! AL - LE - LU - LE, AL-LE-LU-IA! I. Our

Pass - o - ver Lamb is Christ, who ban-ished the An-gel of Death. SING

- Dm Dm7 G F C <sup>1</sup> /Dsus/ /D/
2. Our God made the earth for good, and one day [all men] will re-joice. SING...
- Dm Dm7 G F C /Dsus/ /D/
3. We sing to the glory of the Lord who set us free from our sins. SING...
- Dm Dm7 G F C /Dsus/ /D/
4. To Christ our heavenly king give thanks for every-thing. SING...
- Dm Dm7 G F C /Dsus/ /D/
5. He came to show us how to live in the here and now. SING...
- Dm Dm7 G F C /Dsus/ /D/
6. He suffered and died for us, and one day he shall re-turn. SING...

<sup>1</sup> Alternate text: [we all]

READING FROM THE GOOD NEWS

SERMON

SONG OF THE DAY

# THE SERVICE OF DOERS

(If all are not well acquainted, this is an appropriate time for introductions.)

## Creed

Words: Martin Luther

Flute

grandioso

Guitar

D Am D Am D Am D Am D

1. WE ALL BE - LIEVE IN ONE TRUE GOD \_\_\_ MAK-ER OF
2. WE BE - LIEVE IN JE-SUS CHRIST, HIS SON OUR
3. WE IN THE HO - LY GHOST BE-LIEVE, WHO GRACE AND

Piano

grandioso

Am D Am D Am D Am D

1. EARTH AND HEAV-EN, THE FA-THER WHO TO US IN LOVE, HATH THE NAME OF
2. LORD AND SAV-IOR, WHO WITH THE FA - THER E - QUAL MIGHT, HATH POW'R AND
3. COM-FORT GIV-ETH, AND WITH THE FA - THER AND THE SON IN E-TER-NAL

- 1. CHIL-DREN GIV - EN, HE IN SOUL AND BOD - Y FEEDS US. ALL WE
- 2. GLORY FOR EV - ER. BORN OF MAR-Y VIR-GIN MOTH-ER BY THE
- 3. GLO - RY LIV - ETH. WHO ALL [CHRISTIAN BROTH-ERS]<sup>2</sup> E - VEN KEEPS IN

- 1. NEED HIS HAND PRO - VIDES US, THROUGH ALL SNARES AND PER-ILS LEADS US
- 2. WORK-ING OF THE SPIR-IT, HE BE-CAME OUR EL - DER BROTH-ER, THAT
- 3. U - NI - TY OF SPIR-IT, SINS ARE TRU-LY FOR-GIV - EN THROUGH THE



④

5th<sup>\*\*</sup> 3rd<sup>\*</sup> 5th<sup>\*\*</sup> 3rd<sup>\*</sup> 5th<sup>\*\*</sup>

D Am D DM7 G6/A DM7 G6/A DM7

1. SEES NO HARM BE-TIDES US. HE CARES FOR US BY DAY AND  
 2. HEAV'N WE MIGHT IN-HER - IT. WAS CRU-CI - FIED BY [SIN-FUL  
 3. BLEST RE-DEEM-ER'S MER - IT. ALL FLESH SHALL RISE A-GAIN AND

④

1, 2.

3rd<sup>\*</sup> 5th<sup>\*\*</sup> 5th<sup>\*\*</sup> 3rd<sup>\*\*</sup> 3rd<sup>\*\*</sup>

G6/A DM7 D7 G6/D Gm6/D D Am D Am

1. NIGHT, ALL THINGS ARE GOV-ERNED BY HIS MIGHT. 2. AND  
 2. MEN, AND RAISED BY GOD TO LIFE A - GAIN. 3. AND  
 3. WE SHALL LIVE WITH GOD E - TER - NAL -

1, 2.

### ACT OF RECONCILIATION

Leader: Dear members of God's family and of one another, let us come together honestly to tell God that we have not lived as we could and ask him to forgive us:

ALL: OUR FATHER, WE HAVE NOT FULFILLED THE HOPE IN WHICH YOU CREATED US. WE REPENT AND ASK YOUR MERCY THAT OUR SIN MIGHT BE FORGIVEN AND OUR GUILT REMOVED.

HELP US TO LEARN FROM SCRIPTURE AND FROM ONE ANOTHER YOUR WILL FOR OUR LIVES, SO THAT WITH YOUR HELP, WE CAN CLAIM THE INHERITANCE OF UNLIMITED FREEDOM WHICH YOU HAVE WILLED TO US THROUGH YOUR SON.

YOU CAME TO OUR WORLD IN JESUS. COME NOW TO US,

Leader: God our Father does care about us. He sent his son Jesus Christ to us, and for us Jesus gave his life. Anyone who is in Christ is a new creature. Old things have passed away and all things are new. And all things are of God who has reconciled us to himself through Jesus Christ, and who has entrusted to us the ministry of reconciliation.

Therefore let us be reconciled with one another and share the peace of the Lord.  
The Peace of Christ be with you.

ALL: AND WITH YOU, TOO.

(All share a sign of the Peace with their brothers and sisters.)

# Deacon's Prayer

(The guitar plays one D chord as an introduction for pitch.)

Flute

Guitar

Piano

In peace let us pray to the Lord. LORD, HAVE MERCY. For the

peace that is from a-bove and for our resur-rection let us pray to the Lord.

LORD, HAVE MERCY. For the peace of the whole world, for the well - being of the people of God,

The musical score is arranged in three systems. Each system contains staves for Flute, Guitar, and Piano. The Flute part features melodic lines with circled first and second endings. The Guitar part provides harmonic accompaniment with chord diagrams and chord names (D, G, A7, DM7, D6). The Piano part provides a harmonic and rhythmic foundation, often playing chords in the left hand and accompaniment in the right hand. The lyrics are written below the piano part. Performance instructions like 'freely' and 'a tempo' are placed near the relevant musical phrases.

a tempo

Em /A7/ D G A7 D G A7 D

and for the u-ni-ty of all, Let us pray to the Lord. LORD, HAVE MER-CY.

a tempo

④

freely

/D/ /DM7//D6/ /DM7/ Em

For this holy place and for those who in faith, de-votion and fear of God offer here their worship and

freely

a tempo

/A7/ D G A7 D G A7 D

praise, Let us pray to the Lord. LORD, HAVE MER - CY.

a tempo

⑤

(Spoken intercessions may be inserted here.)

⑤

freely a tempo

/D/ /DM7/ /D6/ /DM7/ D G A7 G Em A7 D

Help, save, strengthen and de-fend us, O God, by your grace. A - MEN, A - MEN.

⑤

freely a tempo

### OFFERTORY

(While the "Create In Me" is sung, offerings, including bread and wine, are presented.)

## Create In Me

Guitar uses capo on 3rd fret. Bass part is in parentheses.

Psalm 51:10—12

Flute

①

Guitar

C Em Am Dm G C

Piano

①

Introduction

②

(bass) C(Eb) Em(Gm) Am(Cm) Dm(Fm) G(Bb)

CRE-ATE IN ME A CLEAN HEART, O GOD, AND RENEW A RIGHT SPIR-IT WITH-

②

C(Eb) C(Eb) Em(Gm) Am(Cm) Dm(Fm)

IN ME. CAST ME NOT A - WAY FROM YOUR PRESENCE, AND TAKE NOT YOUR

G(Bb) C(Eb) C7(Eb7) F(Ab) Dm(Fm) Em(Gm) Am(Cm)

HO- LY SPIR-IT FROM ME. RE-STORE UN-TO ME THE JOY OF YOUR SAL-VA-TION, AND UP-

③

Dm(Fm) G(Bb) C(Eb) C7(Eb7) F(Ab) Dm(Fm)

HOLD ME WITH YOUR SPIR-IT FREE. CRE-ATE IN ME A CLEAN

Em(Gm) Am(Cm) Dm(Fm) G(Bb) C(Eb)

HEART, O GOD, AND RE-NEW A RIGHT SPIR-IT WITH-IN ME.

Leader: Let us pray.

ALL: GRACIOUS FATHER, WE OFFER WITH JOY AND THANKSGIVING WHAT YOU HAVE FIRST GIVEN US: OURSELVES, OUR TIME, AND OUR POSSESSIONS. RECEIVE THEM FOR THE SAKE OF HIM WHO OFFERED HIMSELF FOR US, JESUS CHRIST, OUR LORD.

# Lord's Prayer

GUITAR AND MELODY

Adapted from a West Indies melody

E D E D E D D E D

Introduction

1. OUR FA - THER WHO ART IN HEAV - EN, \_\_\_\_\_
2. EARTH AS IT IS IN HEAV - EN, \_\_\_\_\_
3. AND FOR - GIVE US OUR TRES-PASS-ES,
4. LEAD US NOT IN - TO TEMP-TA-TION,
5. THINE IS THE KING-DOM AND THE POW-ER,
6. MEN, A - MEN, IT SHALL BE SO, \_\_\_\_\_

E B7 E D E D E D

*pp* *fff*

1. THY KING-DOM COME, THY WILL BE DONE, \_\_\_\_\_
2. GIVE US THIS DAY OUR DAI - LY BREAD, \_\_\_\_\_
- 1-6. HAL-LO-WED BE THY NAME.
3. AS WE FOR-GIVE THOSE WHO TRES-PASSA-GAINST US,
4. BUT DE - LIV - ER US FROM E - VIL,
5. AND THE GLO-RY FOR-EV - ER AND EV - ER,
6. A - MEN, A - MEN, IT SHALL BE SO, \_\_\_\_\_

C B7

1-5. E D E D 6. E D E

1-6. HAL-LO-WED BE THY NAME.

2. ON NAME.
5. FOR
6. A-

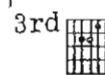
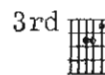


# Lamb of God

Introduction

Piano

CHRIST, O LAMB OF GOD, WHO TAKES A-WAY THE

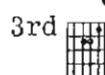
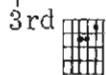


E7sus(G) /E7(G)

bass run from E to Am

1, 2. (G) (A) (B) Am(C) D6,9/A(C) Am(C) D6,9/A(C)

SIN OF THE WORLD HAVE MER-CY ON US.



bass run from E to Am

3. (G) (A) (B) Am(C) D6,9/A(C) Am(C) D6,9/A(C) Am(C)

GIVE US YOUR PEACE. rit.

# Simeon's Song

Words paraphrased by Phil Bigelow

Flute

Musical notation for the flute part in the first system, featuring a treble clef, a key signature of one sharp (F#), and a 2/2 time signature. The melody consists of eighth and quarter notes.

Guitar

Musical notation for the guitar part in the first system, showing a treble clef, a key signature of one sharp, and a 2/2 time signature. Chord symbols G, C, G, D7, and G are placed above the staff.

Piano

Musical notation for the piano part in the first system, including both treble and bass staves with a key signature of one sharp and a 2/2 time signature.

LORD, NOW SEND YOUR SERVANTS FORTH IN PEACE AC-CORD-ING TO YOUR WORD.

Musical notation for the flute part in the second system, continuing the melody from the first system.

Musical notation for the guitar part in the second system, with chord symbols C, G, A, A7, and D placed above the staff.

HERE WE HAVE SEEN YOUR SAV-ING WORK DONE IN THE SIGHT OF ALL [MAN-KIND];<sup>6</sup>

Musical notation for the piano part in the second system, including both treble and bass staves.

Musical notation for the flute part in the third system, including a guitar chord diagram for DM7.

Musical notation for the guitar part in the third system, with chord symbols DM7, C, G, and C placed above the staff.

TO THOSE IN DARKNESS A PROMISE BRIGHT, TO BE-LIEV-ERS A

Musical notation for the piano part in the third system, including both treble and bass staves.

G G G7 C E A7  
 LIV - ING HOPE, GLO - RY BE TO THE FA - THER, AND

D DM7 C D7 G C G  
 TO THE SON, AND TO THE HO - LY GHOST; AS IT WAS IN

G7 C E A7 D  
 THE BE - GIN - NING, IS NOW AND EV - ER SHALL BE,

C Am D D7 G C G

WORLD WITH-OUT END. A - MEN.

# Send Us Forth In Peace

Guitar uses capo on 3rd fret. Bass part is in parentheses.  
 Play one A chord as an introduction for pitch.

Flute

Guitar and Bass (Bass entrance) A(C)

Lord, we have your peace. LORD, WE HAVE YOUR PEACE.

Piano

Em(G) A(C) Em(G) A(C)

LORD, WE HAVE YOUR PEACE. LORD, WE HAVE YOUR PEACE.

G(B $\flat$ ) A(C) G(B $\flat$ ) A(C)  
 JUST AS YOU SAID WE HAVE HEARD IT, JUST AS YOU LIVED WE HAVE FELT IT.

(flute may switch to piano score here)

A(C) Em(G) A(C) arpeggio (C(E $\flat$ )) Am(C)  
 LORD WE HAVE YOUR PEACE. SUS - TAIN US IN YOUR PEACE, O LORD, AS WE

E7(G) E(G) Am(C) C(E $\flat$ ) Am(C)  
 GO TO OUR SEP' - RATE WORLDS. KEEP THIS PEACE WITH US AS WE TRY TO

4b

D(F) stop arpeggio E(G)

LOVE IN OUR TROUBLED WORLDS.

(flute return to own score)

Detailed description: This system contains the first two staves of music. The top staff is a vocal line in G major with a key signature of one flat (F major). It begins with a circled '4b' above the staff. The melody consists of quarter notes: G4, A4, B4, C5, followed by a half note G4. The piano accompaniment features a steady eighth-note arpeggiated pattern in the right hand and a bass line of quarter notes in the left hand. Chords D(F) and E(G) are indicated above the vocal line. The lyrics 'LOVE IN OUR TROUBLED WORLDS.' are written below the vocal line. A circled '4b' is also present above the piano accompaniment staff. A bracket labeled '(flute return to own score)' spans the end of the system.

5

A9(C) Asus(C) A9(C) Asus(C)

Detailed description: This system is primarily guitar accompaniment. It starts with a circled '5' above the staff. The guitar part consists of four measures, each with a specific chord diagram and label: A9(C), Asus(C), A9(C), and Asus(C). The piano accompaniment continues with the same eighth-note arpeggiated pattern in the right hand and quarter notes in the left hand.

5

Detailed description: This system shows the piano accompaniment for the second system. The right hand continues with eighth-note arpeggios, and the left hand plays quarter notes. A circled '5' is placed above the first measure.

6

A(C) A(C) Em(G)

Detailed description: This system contains the third system of music. The top staff is a vocal line in G major with a key signature of one flat. It begins with a circled '6' above the staff. The melody consists of quarter notes: G4, A4, B4, C5, followed by a half note G4. The piano accompaniment features a steady eighth-note arpeggiated pattern in the right hand and a bass line of quarter notes in the left hand. Chords A(C), A(C), and Em(G) are indicated above the vocal line. The lyrics 'SEND US FORTH IN' are written below the vocal line. A circled '6' is also present above the piano accompaniment staff.

6

SEND US FORTH IN

Detailed description: This system shows the piano accompaniment for the third system. The right hand continues with eighth-note arpeggios, and the left hand plays quarter notes. A circled '6' is placed above the first measure.

A(C) Em(G) A(C)

PEACE. SEND US FORTH IN PEACE TO BE A

C(Eb) D(F)

LIGHT TO SHOW YOUR BEAU - TY FOR -

E(G) /E/(G)

EV - ER.

stfp

(Announcements may be made at this time.)

# Blessing

Flute

①

Flute part (treble clef, 4/4 time):  
 Measure 1: Rest  
 Measure 2: Rest  
 Measure 3: Rest  
 Measure 4: Quarter note G4, quarter note A4, quarter note B4, quarter note C5  
 Measure 5: Quarter note B4, quarter note A4, quarter note G4, quarter note F4  
 Measure 6: Quarter note E4, quarter note D4, quarter note C4, quarter note B3

Guitar part (treble clef, 4/4 time):  
 Measure 1: E (chord)  
 Measure 2: E\* (chord)  
 Measure 3: E (chord)  
 Measure 4: E\* (chord)  
 Measure 5: E (chord)  
 Measure 6: E\* (chord)  
 Measure 7: /A6,9/ (chord)  
 Measure 8: E (chord)  
 Measure 9: E\* (chord)

Piano part (bass clef, 4/4 time):  
 Measure 1: Chord E2-A2-C3  
 Measure 2: Chord E2-A2-C3  
 Measure 3: Chord E2-A2-C3  
 Measure 4: Chord E2-A2-C3  
 Measure 5: Chord E2-A2-C3  
 Measure 6: Chord E2-A2-C3  
 Measure 7: Chord E2-A2-C3  
 Measure 8: Chord E2-A2-C3  
 Measure 9: Chord E2-A2-C3

Vocal line:  
 The Lord be with you. — AND WITH YOU, TOO.

Flute part (treble clef, 4/4 time):  
 Measure 1: Rest  
 Measure 2: Rest  
 Measure 3: Quarter note G4, quarter note A4, quarter note B4, quarter note C5  
 Measure 4: Quarter note B4, quarter note A4, quarter note G4, quarter note F4  
 Measure 5: Quarter note E4, quarter note D4, quarter note C4, quarter note B3  
 Measure 6: Quarter note A3, quarter note G3, quarter note F3, quarter note E3

Guitar part (treble clef, 4/4 time):  
 Measure 1: E (chord)  
 Measure 2: E\* (chord)  
 Measure 3: E (chord)  
 Measure 4: E\* (chord)  
 Measure 5: /A6,9/ (chord)  
 Measure 6: E (chord)  
 Measure 7: E\* (chord)  
 Measure 8: E (chord)  
 Measure 9: E\* (chord)

Piano part (bass clef, 4/4 time):  
 Measure 1: Chord E2-A2-C3  
 Measure 2: Chord E2-A2-C3  
 Measure 3: Chord E2-A2-C3  
 Measure 4: Chord E2-A2-C3  
 Measure 5: Chord E2-A2-C3  
 Measure 6: Chord E2-A2-C3  
 Measure 7: Chord E2-A2-C3  
 Measure 8: Chord E2-A2-C3  
 Measure 9: Chord E2-A2-C3

Vocal line:  
 Bless we the Lord. — THANKS BE TO GOD.

Flute part (treble clef, 4/4 time):  
 Measure 1: Quarter note G4, quarter note A4, quarter note B4, quarter note C5  
 Measure 2: Quarter note B4, quarter note A4, quarter note G4, quarter note F4  
 Measure 3: Quarter note E4, quarter note D4, quarter note C4, quarter note B3  
 Measure 4: Quarter note A3, quarter note G3, quarter note F3, quarter note E3

Guitar part (treble clef, 4/4 time):  
 Measure 1: E (chord)  
 Measure 2: E\* (chord)  
 Measure 3: A6,9 (chord)  
 Measure 4: E (chord)  
 Measure 5: E (chord)  
 Measure 6: E\* (chord)

Piano part (bass clef, 4/4 time):  
 Measure 1: Chord E2-A2-C3  
 Measure 2: Chord E2-A2-C3  
 Measure 3: Chord E2-A2-C3  
 Measure 4: Chord E2-A2-C3  
 Measure 5: Chord E2-A2-C3  
 Measure 6: Chord E2-A2-C3

Vocal line:  
 The Lord\_ bless\_ you and\_ keep you. The Lord make His face to shine up -



A6,9      E      E      \*      B7  
 - on you,      And be gra-cious un - to you.      The

Detailed description: This system contains the first three staves of music. The top staff is a vocal line in treble clef with a key signature of three sharps (F#, C#, G#) and a 4/4 time signature. It features a melody with quarter and eighth notes, some with slurs. The middle staff is a vocal line with lyrics underneath. Above the notes are guitar chords: A6,9, E, E, \*, and B7. The bottom two staves are a piano accompaniment in bass clef, with a left hand playing chords and a right hand playing a rhythmic pattern of eighth notes.

E      E7      A      Am      E      \*  
 Lord lift up His counte-nance up - on you.      And give you

Detailed description: This system contains the next three staves of music. The top staff is a vocal line in treble clef, continuing the melody from the first system. The middle staff is a vocal line with lyrics underneath. Above the notes are guitar chords: E, E7, A, Am, E, and \*. The bottom two staves are a piano accompaniment in bass clef, with a left hand playing chords and a right hand playing a rhythmic pattern of eighth notes.

E \* E \* E \* E \*  
 peace, (Spoken slowly:) In the name of the Father, and of the Son, and of the Holy

E E7 A Am E \* E \* /E/  
 Spirit. A - - - - - MEN;

(A dismissal song may be sung here if desired)